




2005 GAME SUMMARIES 1-2

No. 19/20* California 41, Sacramento State 3

Sept. 3, 2005 • TV: Comcast • Attendance: 65,938



GAME 1

BERKELEY - Sophomore TB Marshawn Lynch rushed for 147 yards on 24 carries in his first career start and freshman DeSean Jackson scored a pair of touchdowns in his collegiate debut to lead California to a 41-3 victory over Sacramento State in Memorial Stadium. The crowd of 65,938 set a school record for opening day attendance, breaking the mark of 58,949 set in 2004 vs. New Mexico State.

On its first possession, Cal marched 81 yards in 10 plays, with QB Nate Longshore capping the drive with a 31-yard strike to Jackson. However, Longshore, who completed 8-of-11 passes for 131 yards, broke

his left ankle late in the first half with the Bears leading just 7-3. Cal took a 10-3 halftime edge on Tom Schneider's career-long 49-yard field goal with 1:19 left in the second period.

Cal then poured it on in the second half, scoring 31 unanswered points. Lynch had a two-yard TD run to give the Bears some breathing room, and Schneider added a 27-yard field goal and WR Noah Smith caught a 46-yard TD pass from Steve Levy in the final 2:20 of the third quarter.

After freshman Zack Follett recovered a fumble at the Sac State 12, FB Chris Manderino added a three-yard scoring run early in the fourth quarter. Jackson then capped off the day with a 49-yard punt return for a touchdown.

Score by Quarters	1	2	3	4	OT	Score
Sacramento St.	0	3	0	0	-	3
California	7	3	17	14	-	41

SCORING SUMMARY

First Quarter

Cal - TD Jackson 31 yd pass from Longshore (Schneider kick), 9:26

Second Quarter

Sac St - Gamboa 26 FG, 02:44

Cal - Schneider 49 FG, 1:19

Third Quarter

Cal - Lynch 2 run (Schneider kick), 9:36

Cal - Schneider 27 FG, 2:20

Cal - N. Smith 46 pass from Levy (Schneider kick), 0:11

Fourth Quarter

Cal - Manderino 3 run (Schneider kick), 13:19

Cal - Jackson 49 punt return (Schneider kick), 5:21

TEAM STATISTICS

	SAC ST	CAL
First Downs	9	16
Rush. Yards (net)	32-68	41-212
Passing Yards (net)	121	183
Passes Att-Comp-Int	37-16-0	28-10-2
Total Offense (Plays-Yards)	69-189	69-395
Fumble Returns-Yards	1-16	1-9
Punt Returns-Yards	2-11	4-116
Kickoff Returns-Yards	5-71	2-27
Interception Returns-Yards	2-4	0-0
Punts (Number-Avg)	13-29.5	7-40.4
Fumbles-Lost	3-3	5-2
Penalties-Yards	6-35	5-40
Possession Time	30:02	29:58
Third-Down Conversions	4 of 19	4 of 15
Fourth-Down Conversions	0 of 1	0 of 1
Red-Zone Scores-Chances	1-2	3-4
Sacks By: Number-Yards	0-0	1-7

INDIVIDUAL STATISTICS

Sacramento State

Rushing: Mole, 18-57; Hurd, 2-14; Cummings, 3-5; Tredway, 3-minus 1; TEAM 1-minus 3; Daniels, 5-minus 4.

Passing: Tredway, 7-20-0-39; Hurd, 9-17-0-82

Receiving: Coogler, 5-46; Mole, 4-17; Farrell, 3-35; Miller, 3-16; Cummings, 1-7.

Tackles: Houston, 5-5; Shelton, 4-5; Logue, 4-4; DeMonico, 3-4; Webber, 3-4.

California

Rushing: Lynch, 24-147; O'Keith, 2-69; Forsett, 4-12; T. Williams, 4-7; Manderino, 2-6; Ayoob, 1-1; Levy, 2-minus 8; Longshore, 2-minus 22.


Passing: Longshore, 8-11-1-131; Ayoob, 0-10-0-0; Levy, 2-7-1-52.

Receiving: Smith, 3-72; Jackson, 2-37; Gray, 2-27; DeSa, 1-44; Stevens, 1-6; Lynch, 1-minus 3.

Tackles: Bishop, 7-7; Foltz 6-6; Follett, 4-4; McCleskey, 3-4; Van Hoesen, 3-3; Mebane, 3-3; Lupoi, 3-3; Hughes, 2-3; Tafisi, 2-2; Storer, 2-2; Bundy, 2-2; Ma'Alala, 1-2; Hampton, 1-2; Jackson, 1-1; Harrison, 1-1; T. Williams, 1-1; Peele, 1-1; M. Malele, 1-1; H. Smith, 1-1; Felder, 1-1; DeCoud, 1-1; Moye, 1-1; Mbokogu, 1-1; Honey, 1-1; Pimentel, 1-1; Forrester, 1-1.

No. 16/17* California 56, Washington 17

Sept. 10, 2005 • TV: ABC • Attendance: 57,775



GAME 2

SEATTLE - Sophomore receiver Robert Jordan set career highs with 11 catches for 192 yards and three touchdowns, as California rolled to its fourth straight win over Washington, 56-17.

The Bears tied a school record for points in a road game (56 points at Air Force in 2004), while Jordan matched the Cal mark with three TD receptions. In addition, his 192 receiving yards were the sixth-highest total in school history. He was named the Pac-10 player of the week for his efforts.

All three of Jordan's scores came in the first half, with the final one a 58-yarder over the middle from quarterback Joe Ayoob. Ayoob, making his first career start, completed 17-of-27 passes for 271 yards and four touchdowns, including a 14-yarder to TE David Gray. He overcame an interception on the first play from scrimmage to throw all four of his TD passes before intermission.

Once in control of the game, the Bears attempted just seven passes after halftime.

The victory was the fourth straight for California over Washington since the arrival of Jeff Tedford. Washington had won 19 straight in the series before the reversal of fortunes.

Score by Quarters	1	2	3	4	OT	Score
California	7	21	7	21	-	56
Washington	7	3	7	0	-	17

SCORING SUMMARY

First Quarter

UW - Shackelford 56 pass from Stanback (Knudson kick), 14:40

Cal - Jordan 9 pass from Ayoob (Schneider kick), 2:16

Second Quarter

Cal - Jordan 24 pass from Ayoob (Schneider kick), 11:43

UW - Evan 46 FG, 8:25

Cal - Jordan 58 pass from Ayoob (Schneider kick), 2:50

Cal - Gray 14 yd pass from Ayoob (Schneider kick), 1:57

Third Quarter

UW - Chambers 39 pass from Stanback (Knudson kick), 11:07

Cal - O'Keith 5 run (Schneider kick), 1:43

Fourth Quarter

Cal - O'Keith 71 run (Schneider kick), 7:20

Cal - Hughes 41 interception return (Schneider kick), 6:25

Cal - Forsett 35 yd run (Schneider kick), 00:00

TEAM STATISTICS

	CAL	WASH
First Downs	26	18
Rush. yards (net)	39-286	27-68
Passing yards (net)	271	301
Passes Att-Comp-Int	27-17-1	39-22-1
Total Offense (Plays-yards)	66-557	66-369
Fumble Returns-Yards	0-0	0-0
Punt Returns-Yards	2-18	3-6
Kickoff Returns-Yards	2-43	6-124
Interception Returns-Yards	1-41	1-0
Punts (Number-Avg)	4-43.0	7-46.1
Fumbles-Lost	2-0	2-0
Penalties-Yards	6-65	8-74
Possession Time	29:43	30:17
Third-Down Conversions	6 of 10	3 of 13
Fourth-Down Conversions	0 of 0	0 of 2
Red-Zone Scores-Chances	3-3	0-0
Sacks By: Number-Yards	4-18	3-11

INDIVIDUAL STATISTICS

California

Rushing: O'Keith, 6-103; Forsett, 11-77; Lynch, 5-46; Ayoob, 8-27; T. Williams, 4-23; Manderino, 3-10; Storer, 1-3; TEAM 1-minus 3.

Passing: Ayoob, 17-27-1-271.

Receiving: Jordan, 11-192; Manderino, 3-37; Lynch, 1-25; Gray, 1-14; Stevens, 1-3.

Tackles: Bishop, 5-7; Hughes, 6-6; Foltz, 5-6; McCleskey, 4-4; Forrester, 4-4; H. Smith, 3-4; Tafisi, 2-4; Abd Allah, 3-3; Storer, 3-3; Mebane, 2-3; W. Williams, 3-3; Peele, 2-2; Mixon, 2-2; DeCoud, 2-2; Felder, 1-2; Ta'ufou'u, 1-1; Follett, 1-1; Ma'Alala, 1-1; Mbokogu, 1-1; Lupoi, 1-1; Van Hoesen, 1-1.

Washington

Rushing: Rankin, 13-38; Stanback, 9-23; Sampson, 2-7; James, 2-6; Douglas, 1-minus 6.

Passing: Stanback, 22-39-1-301.

Receiving: Shackelford, 6-124; Chambers, 3-65; Kirton, 3-38; Lewis, 3-23; Russo, 2-31; James, 2-7; Rankin, 2-2; Ellis, 1-11.

Tackles: White, 7-8; Goldson, 4-8; Wallace, 4-7; Benjamin, 4-7; Fountaine, 5-5.

* (AP/USA Today rankings)



2005 GAME SUMMARIES 3-4

No. 15/15* California 35, Illinois 20

Sept. 17, 2005 • TV: None • Attendance: 57,657

**GAME 3**

BERKELEY - Sophomore Justin Forsett ran for 187 yards and two touchdowns, and junior Tim Mixon returned a fourth-quarter punt for a score as California rallied for a 35-20 victory over Illinois to improve to 3-0.

After trailing by 10 points at halftime, Cal won its ninth straight home game with four touchdowns in 17 minutes spanning the final two quarters.

Shortly after Forsett put Cal ahead, 21-17, with a two-yard scoring run early in the fourth quarter, Mixon caught a punt in traffic and broke three tackles before Marcus O'Keith's crushing block sprung him down the Cal sideline.

O'Keith also rushed for a late score and caught a 26-yard TD pass from Joe Ayooob.

Cal went 80 yards for a score in just 1:59 to open the game, capped by Forsett's 5-yard TD run. But Illinois replied with an 80-yard drive capped by Pierre Thomas' 1-yard plunge. The Illini then went ahead with a 16-play drive, ending in Tim Brasic's dive early in the second quarter.

With Ayooob completing 7-of-8 passes after the break, the Bears outscored the Illini, 28-3, in the second half.

Linebacker Desmond Bishop paced the Cal defense with 11 tackles.

Score by Quarters	1	2	3	4	OT	Score
Illinois	7	10	0	3	-	20
California	7	0	7	21	-	35

SCORING SUMMARY

First Quarter

Cal - Forsett 5 run (Schneider kick), 13:01

UI - Pierre 1 run (Reda kick), 7:00

Second Quarter

UI - Brasic 1 run (Reda kick), 14:07

UI - Reda 36 FG, 00:00

Third Quarter

Cal - O'Keith 26 pass from Ayooob (Schneider kick), 7:55

Fourth Quarter

Cal - Forsett 2 run (Schneider kick), 13:14

Cal - Mixon 79 punt return (Schneider kick), 11:34

UI - Reda 31 FG, 8:54

Cal - O'Keith 12 run (Schneider kick), 5:55

TEAM STATISTICS

	UI	CAL
First Downs	20	18
Rush. Yards (net)	43-109	35-294
Passing Yards (net)	228	121
Passes Att-Comp-Int	37-21-0	18-8-0
Total Offense (Plays-Yards)	80-337	53-415
Fumble Returns-Yards	0-0	0-0
Punt Returns-Yards	1-12	3-101
Kickoff Returns-Yards	4-92	0-0
Interception Returns-Yards	0-0	0-0
Punts (Number-Avg)	7-41.7	4-42.5
Fumbles-Lost	1-0	2-0
Penalties-Yards	5-30	7-57
Possession Time	34:45	25:15
Third-Down Conversions	9 of 20	6 of 11
Fourth-Down Conversions	1 of 1	0 of 0
Red-Zone Scores-Chances	4-4	3-4
Sacks By: Number-Yards	0-0	3-17

INDIVIDUAL STATISTICS

Illinois

Rushing: Thomas, 12-57; Brasic, 18-29; Davis, 4-11; Halsey, 7-6; Payne, 1-5; Mendenhall, 1-1.

Passing: Brasic, 21-37-0-228.

Receiving: Jones, 6-56; Halsey, 6-30; Thomas, 2-59; Hudson, 2-16; Davis, 1-27; Bryant, 1-19; Warren, 1-10; Payne, 1-9; McPhearson, 1-2.

Tackles: Willis, 5-6; Abdullah, 5-5; Mitchell, 4-5; Virgil, 4-5; Walker, 3-3.

California

Rushing: Forsett, 16-187; O'Keith, 12-66; Hawkins, 2-25; Ayooob, 3-8; Manderino, 1-5; Jackson, 1-3.

Passing: Ayooob, 8-17-0-121; Jackson, 0-1-0-0.

Receiving: Forsett, 3-43; Jordan, 2-17; O'Keith, 1-26; Jackson, 1-21; Gray, 1-14.

Tackles: Bishop, 8-11; McCleskey, 7-10; Felder, 5-8; Hughes, 4-6; Foltz, 5-5; Mbokogu, 4-5; Pimentel, 4-5; Follett, 4-5; Tafisi, 3-3; Abd Allah, 3-3; Mixon, 2-2; Ma'afala, 2-2; H. Smith, 2-2; Ta'ufu'ou, 1-1; DeCoud, 1-1; Mebane, 1-1; O'Keith, 1-1; M. Malele, 1-1; T. Williams, 1-1.

No. 13/14* California 41, New Mexico State 13

Sept. 23, 2005 • TV: ESPN • Attendance: 11,312

**GAME 4**

LAS CRUCES, N.M. - Justin Forsett ran for a career-high 235 yards, and Joe Ayooob rushed for three touchdowns and threw for another score to help California beat New Mexico State, 41-13.

Cal, which improved to 4-0 for the first time since 1996, scored on its first two possessions. Forsett crossed the goal line from a yard out to finish the Bears' opening drive that included a 54-yard pass from Ayooob to fullback Chris Manderino. Ayooob connected with DeSean Jackson on a 41-yard strike to give Cal two TDs in the first 5:36 of the contest.

Aggie freshman Chris Williams returned the ensuing kickoff 94 yards for a score, but that was the only time NMSU would reach the end zone.

The Bears broke the game open with a pair of fourth-quarter touchdowns, a seven-yard scamper by Ayooob and a two-yard plunge by tailback Terrell Williams.

Forsett, who carried the ball 31 times, produced the fourth-highest rushing total in school history, a performance that came on the heels of a 187-yard rushing effort vs. Illinois the previous week. Jackson finished with 130 yards on nine catches, setting a Cal mark for receiving yards by a freshman.

Score by Quarters	1	2	3	4	OT	Score
California	20	7	0	14	-	41
New Mexico State	10	0	3	0	-	13

SCORING SUMMARY

First Quarter

Cal - Forsett 1 run (Schneider kick blocked), 12:35

NMSU - Foley 28 FG, 10:00

Cal - Jackson 41 pass from Ayooob (Schneider, kick), 9:24

NMSU - Williams 94 yd kickoff return (Foley kick), 9:11

Cal - Ayooob 1 run (Schneider kick), 1:43

Second Quarter

Cal - Ayooob 5 run (Schneider kick), 2:00

Third Quarter

NMSU - Foley 32 FG, 0:00

Fourth Quarter

Cal - Ayooob 7 run (Schneider kick), 11:41

Cal - Williams 2 yd run (Schneider kick), 3:27

TEAM STATISTICS

	CAL	NMSU
First Downs	29	22
Rush. Yards (net)	45-311	36-178
Passing Yards (net)	284	164
Passes Att-Comp-Int	26-17-0	39-18-2
Total Offense (Plays-Yards)	71-595	75-342
Fumble Returns-Yards	0-0	0-0
Punt Returns-Yards	1-8	1-1
Kickoff Returns-Yards	0-0	2-104
Interception Returns-Yards	2-59	0-0
Punts (Number-Avg)	3-35.7	3-38.3
Fumbles-Lost	0-0	0-0
Penalties-Yards	7-60	4-35
Possession Time	31:35	28:25
Third-Down Conversions	4 of 10	6 of 17
Fourth-Down Conversions	0 of 0	2 of 3
Red-Zone Scores-Chances	5-7	2-3
Sacks By: Number-Yards	2-9	1-2

INDIVIDUAL STATISTICS

California

Rushing: Forsett, 31-235; T. Williams, 8-36; Jackson, 1-15; Manderino, 1-14; Ayooob, 4-11.

Passing: Ayooob, 17-26-0-284.

Receiving: Jackson, 9-130; Hawkins, 3-51; Forsett, 2-21; Manderino, 1-54; DeSa, 1-24; Jordan, 1-4.

Tackles: DeCoud, 4-10; Foltz, 1-9; Bishop, 2-7; Felder, 2-7; Mebane, 1-7; Mbokogu, 1-6; Hughes, 2-5; H. Smith, 2-5; McCleskey, 2-5; W. Williams, 1-5; Mixon, 3-3; Pimentel, 0-3; Follett, 1-2; M. Malele, 0-2; Hampton, 1-1; Honey, 1-1; Storer, 0-1; Kane, 0-1; Beegun, 0-1; Purtz, 0-1; Ma'afala, 0-1; Abd Allah, 0-1.

New Mexico State

Rushing: Buries, 20-107; Vincent, 10-57; Romaka, 3-7; Dombrowski, 1-4; Dubois, 2-3.

Passing: Vincent, 18-39-2-164

Receiving: Dubois, 4-45; Allen, 4-32; Williams, 3-45; Buries, 3-6; Dombrowski, 2-18; Quick, 1-16; Kaufman, 1-2.

Tackles: Cottrell, 8-15; Carrie, 2-14; Shabazz, 4-12; Griebel, 4-9; McKinney, 2-5.

* (AP/USA Today rankings)



2005 GAME SUMMARIES 5-6

No. 12/11* California 28, Arizona 0

Oct. 1, 2005 • TV: TBS • Attendance: 55,994

**GAME 5**

BERKELEY - Sophomore running back Marshawn Lynch ran for 107 yards and a touchdown in his first game back from injury and California blanked Arizona for the second straight year, 28-0.

Junior quarterback Joe Ayoob threw for two scores and ran for one as the Golden Bears improved to 5-0 for the first time since 1996. Ayoob finished 14-for-20 through the air for 137 yards, while sophomore tailback Justin Forsett added 74 yards on the ground.

Ayoob also had two key scrambles on touchdown drives and showed off his mobility on his TD throw. After being flushed to the right and reversing field to

the left, he connected with sophomore receiver Robert Jordan on a 39-yard score that made it 21-0 midway through the third quarter.

But the Bears did most of their damage on the ground. Lynch, who missed the previous two games with a broken finger, scored in the first quarter and gave Cal its 17th straight game with a 100-yard rusher.

The Wildcats' best chance to score came after Syndric Steptoe returned a punt 34 yards to the Cal 19 late in the third quarter. Arizona had a first-and-goal at the 2, but then lost two yards on a pair of runs, and Richard Kovalcheck threw two incompletions as Arizona gave up possession on downs.

Cal shut out an opponent in consecutive years for the first time since blanking Washington State in 1969-70.

Defensively, Daymeion Hughes picked off two passes and Tim Mixon had an interception for the Bears.

Score by Quarters	1	2	3	4	OT	Score
Arizona	0	0	0	0	-	0
California	7	7	7	7	-	28

SCORING SUMMARY**First Quarter**

Cal - Lynch 1 run (Schneider kick), 0:47

Second Quarter

Cal - Ayoob 1 run (Schneider kick), 5:42

Third Quarter

Cal - Jordan 39 pass from Ayoob (Schneider kick), 9:45

Fourth Quarter

Cal - Manderino 10 pass from Ayoob (Schneider kick), 1:51

TEAM STATISTICS

	ARIZ	CAL
First Downs	13	18
Rush. Yards (net)	28-37	44-194
Passing Yards (net)	169	137
Passes Att-Comp-Int	36-19-3	21-14-1
Total Offense (Plays-Yards)	64-206	65-331
Fumble Returns-Yards	0-0	0-0
Punt Returns-Yards	4-44	3-45
Kickoff Returns-Yards	4-73	0-0
Interception Returns-Yards	1-9	3-50
Punts (Number-Avg)	6-42.3	6-44.5
Fumbles-Lost	0-0	1-1
Penalties-Yards	11-60	5-39
Possession Time	25:54	34:06
Third-Down Conversions	5 of 16	5 of 13
Fourth-Down Conversions	0 of 1	1 of 1
Red-Zone Scores-Chances	0-2	3-3
Sacks By: Number-Yards	5-24	1-6

INDIVIDUAL STATISTICS**Arizona**

Rushing: Bell, 19-60; Harris, 3-6; Team 1-minus 2; Johnson, 1-minus 3; Henry, 1-minus 6; Kovalcheck, 3-minus 18.

Passing: Kovalcheck 19-36-3-169.

Receiving: Johnson, 4-49; Jefferson, 3-48; Steptoe, 3-39; Thomas, 3-13; Dennard, 2-17; Harris, 2-minus 4; Bell, 1-7; Henry, 1-0.

Tackles: Brooks, 9-10; Krogstad, 7-8; Jones, 3-8; Fontenot, 3-5; McKinney, 2-5.

California

Rushing: Lynch, 20-107; Forsett, 13-74; Ayoob, 10-9; Jackson, 1-4.


Passing: Ayoob, 14-20-1-137; Lynch, 0-1-0-0.

Receiving: Jordan, 3-55; Stevens, 3-36; Beegun, 2-18; Manderino, 2-15; Lynch, 2-11; Jackson, 2-2.

Tackles: Bishop, 6-6; Mixon, 5-5; Tafisi, 5-5; Hughes, 4-5; Mbokogu, 2-5; Bundy, 3-4; Felder, 3-3; Foltz, 2-3; M. Malele, 2-2; Purtz, 2-2; DeCoud, 2-2; H. Smith, 1-2; Lonie, 1-2; Van Hoesen, 1-2; Mebane, 1-1; Pimentel, 1-1; Ta'ufu'ou, 1-1; W. Williams, 1-1; Jackson, 1-1; Hampton, 1-1; McCleskey, 1-1; Ma'Alafa, 0-1; Follett, 0-1; Kane, 0-1.

No. 20/16* UCLA 47, No. 10/9* California 40

Oct. 8, 2005 • TV: TBS • Attendance: 84,811

**GAME 6**

PASADENA - Maurice Drew ran for three touchdowns, set up another on a long punt return, and caught a 28-yard pass for the go-ahead touchdown as UCLA rallied for a 47-40 victory over California at the Rose Bowl.

Drew caught a swing pass from Drew Olson in the right flat and outran defenders down the sideline to score the decisive touchdown with 1:35 to play.

UCLA sealed the win when Trey Brown intercepted a Joe Ayoob pass at the Cal 23 with 1:19 remaining.

Justin Forsett rushed for 153 yards and a touchdown for Cal, and Marshawn Lynch carried 22 times for 135 yards and also scored a TD. DeSean Jackson had 10 catches for 128 yards and one score.

The Bears went up 40-28 early in the fourth quarter on Tom Schneider's fourth field goal of the game, a 36-yarder.

On Cal's second play from scrimmage, Forsett burst up the middle, veered to the right sideline and was off on a 57-yard dash down to the UCLA 25. After a reverse to Jackson moved the ball to the 1-yard line, Forsett scored to put the Bears on the board 2:15 into the game.

Cal quickly scored again after Chris Markey fumbled the ensuing kickoff at the UCLA 15. Ayoob threw a 15-yard scoring pass to tight end Craig Stevens on the next play and the Bears led 14-0 with the game only 2:32 old.

Score by Quarters	1	2	3	4	OT	Score
California	14	13	10	3	-	40
UCLA Bruins	7	14	7	19	-	47

SCORING SUMMARY**First Quarter**

Cal - Forsett 1 run (Schneider kick), 12:45

Cal - Stevens 15 pass from Ayoob (Schneider kick), 12:28

UCLA - Cowan 4 pass from Olson (Medlock kick), 4:02

Second Quarter

UCLA - Drew 12 yd run (Medlock kick), 14:50

Cal - Schneider 32 FG, 12:25

Cal - Jackson 35 pass from Ayoob (Schneider kick), 9:29

Cal - Schneider 27 FG, 4:07

UCLA - Drew 1 run (Medlock kick), 0:21

Third Quarter

UCLA - Drew 81 punt return (Medlock kick), 7:33

Cal - Schneider 25 FG, 4:29

Cal - Lynch 11 run (Schneider kick), 1:21

Fourth Quarter

Cal - Schneider 36 FG, 12:55

UCLA - Olson 1 run (Medlock kick), 7:30

UCLA - Drew 28 pass from Olson (rush failed), 1:35

UCLA - Drew 2 run (no attempt), 0:00

TEAM STATISTICS

	CAL	UCLA
First Downs	26	17
Rushes-Yards (Net)	41-330	31-170
Passing Yds (Net)	215	225
Passes Att-Comp-Int	35-18-1	33-17-0
Total Offense Plays-Yards	76-545	64-395
Fumble Returns-Yards	0-0	0-0
Punt Returns-Yards	1-11	3-162
Kickoff Returns-Yards	4-75	6-117
Interception Returns-Yards	0-0	1-16
Punts (Number-Avg)	5-36.0	7-40.9
Fumbles-Lost	1-0	1-1
Penalties-Yards	8-66	8-69
Possession Time	34:41	25:19
Third-Down Conversions	4 of 14	6 of 15
Fourth-Down Conversions	1 of 1	2 of 2
Red-Zone Scores-Chances	7-7	5-5
Sacks By: Number-Yards	1-5	1-1

INDIVIDUAL STATISTICS**California**

Rushing: Forsett, 10-153; Lynch, 22-135; Ayoob, 5-26; Jackson, 3-18; TEAM 1-minus 2.

Passing: Ayoob, 18-35-1-215.

Receiving: Jackson, 10-128; Jordan, 3-54; Stevens, 1-15; Lynch, 1-13; Hawkins, 1-3; O'Keith, 1-3; Forsett, 1-minus 1.

Tackles: Mixon, 6-7; H. Smith, 3-7; McCleskey, 5-6; Mbokogu, 4-5; Bishop, 3-5; Mebane, 4-4; W. Williams, 3-3; Hughes, 3-3; Felder, 2-2; Follett, 2-2; DeCoud, 1-2; M. Malele, 1-1; Storer, 1-1; Hampton, 1-1; Van Hoesen, 1-1; Stevens, 1-1; Lonie, 1-1; Moye, 1-1; Tafisi, 0-1; Bundy, 0-1; T. Williams, 0-1.

UCLA

Rushing: Drew, 15-65; Markey, 10-43; Page, 1-38; Pitre, 1-16; Olson, 4-8.

Passing: Olson, 17-33-0-225

Receiving: Everett, 6-95; Markey, 3-13; Drew, 2-52; Brazzell, 2-33; Moya, 1-11; Ketchum, 1-11; Lewis, 1-6; Cowan, 1-4.

Tackles: Keyes, 7-11; Havner, 8-9; London, 5-8; Sneed, 5-7; Cassel, 4-5.

* (AP/USA Today rankings)





2005 GAME SUMMARIES 7-8

Oregon State 23, No. 18/16* California 20

Oct. 15, 2005 • TV: ABC • Attendance: 57,174



BERKELEY - Yvenson Bernard rushed for a career-high 194 yards and the go-ahead touchdown with 6:41 to play, and Oregon State snapped California's 10-game home winning streak with a 23-20 victory.

Matt Moore passed for 196 yards and OSU's defense forced five turnovers. The Golden Bears lost their second straight after the school's best start since 1996.

Bernard carried the ball 42 times in the game and scored two touchdowns in the second half for the Beavers, whose 35-21 victory at Memorial Stadium in 2003 was the most recent win by a visitor.

After Bernard's second score, Cal had three chances to rally, but the Bears could not mount a scoring charge.

Quarterback Joe Ayooob completed 13-of-39 passes for 219 yards and Cal saw its streak of producing a 100-yard rusher end at 18 games.

Marshawn Lynch rushed for 58 yards, and Justin Forsett, the nation's ninth-leading rusher, had just 17 yards on nine carries.

Oregon State got inside the Cal 10 four times in the first half, but settled for three field goals by Alexis Serna. Bernard rushed for a 31-yard touchdown in the third quarter to put Oregon State up 16-14, and the Beavers made another strong drive in the third period, but it ended when Bernard fumbled the ball into the end zone for a touchback.

A four-yard run by Ayooob late in the third period gave the Bears a 20-16 lead (a two-point conversion attempt failed). But Bernard's final score gave OSU the winning margin.

Score by Quarters	1	2	3	4	OT	Score
Oregon State	6	3	7	7	-	23
California	0	14	6	0	-	20

SCORING SUMMARY

First Quarter

OSU - Serna 24 FG, 5:05

OSU - Serna 25 FG, 1:51

Second Quarter

Cal - Ayooob 21 pass from Lynch (Schneider kick), 14:51

Cal - Jackson 6 pass from Ayooob (Schneider kick), 4:17

OSU - Serna 27 FG, 0:00

Third Quarter

OSU - TD, Bernard 31 run (Serna kick), 11:42

Cal - Ayooob 4 run (pass failed), 1:41

Fourth Quarter

OSU - Bernard 11 run (Serna kick), 6:41

TEAM STATISTICS

	OSU	CAL
First Downs	19	18
Rushes-Yards (Net)	45-181	34-75
Passing Yds (Net)	196	240
Passes Att-Comp-Int	34-21-3	40-14-2
Total Offense Plays-Yards	79-377	74-315
Fumble Returns-Yards	1-27	0-0
Punt Returns-Yards	2-69	2-15
Kickoff Returns-Yards	2-27	5-83
Interception Returns-Yards	2-6	3-109
Punts (Number-Avg)	7-49.9	7-43.9
Fumbles-Lost	1-1	3-3
Penalties-Yards	10-94	5-65
Possession Time	35:01	24:59
Third-Down Conversions	7 of 19	6 of 16
Fourth-Down Conversions	0 of 0	1 of 2
Red-Zone Scores-Chances	4-6	3-3
Sacks By: Number-Yards	3-22	2-12

INDIVIDUAL STATISTICS

California

Rushing: Lynch, 14-58; Forsett, 9-18; O'Keith, 2-5; Manderino, 2-5; Ayooob, 7-minus 11

Passing: Ayooob, 13-39-2-219; Lynch, 1-1-0-21.

Receiving: Jackson, 5-79; Jordan, 4-53; O'Keith, 1-27; Hawkins, 1-26; Ayooob, 1-21; Gray, 1-21; Beegun, 1-13.

Tackles: H. Smith, 9-13; Tafisi, 8-8; Hughes, 5-5; Follett, 4-5; Bishop, 3-5; Felder, 2-5; Mixon, 4-4; Ma'Alala, 4-4; McCleskey, 3-4; Lupoi, 3-3; Foltz, 2-3; DeCoud, 1-3; Pimentel, 2-2; W. Williams, 1-2; M. Malele, 1-2; Mebane, 1-1; Manderino, 1-1; O'Keith, 1-1; Van Hoesen, 1-1; Jordan, 0-1; T. Williams, 0-1; Ta'ufo'ou, 0-1; Kane, 0-1.

Oregon State

Rushing: Bernard, 42-194; TEAM 1-minus 1; Moore, 2-minus 12.

Passing: Moore, 21-34-3-196.

Receiving: Wheat-Brown, 4-93; Hawkins, 4-33; Hass, 4-17; Bernard, 4-16; Jackson, 2-6; Wright, 1-13; Haines, 1-12; Vandiver, 1-6.

Tackles: Ellison, 9-9; Bray, 7-9; Piscitelli, 8-8; Lemma, 5-5; Louis, 4-4.

No. 25/23* California 42, Washington State 38

Oct. 22, 2005 • TV: Fox Sports Net • Attendance: 52,569



BERKELEY - Joe Ayooob completed a 9-yard touchdown pass to Lavelle Hawkins with 1:50 left, and California overcame a late 10-point deficit to beat Washington State, 42-38, in Memorial Stadium.

After Jason Hill caught three long touchdown passes from Alex Brink on the way to a career-high 240 yards receiving for the Cougars, Ayooob led the Golden Bears on one final drive. He hit a wide-open Hawkins in the back of the end zone with under two minutes to go to put Cal ahead for good.

Sophomore walk-on LaReyelle Cunningham caught a 57-yard TD pass from Ayooob with 5:19 left in the game for his first career touchdown to pull Cal within 38-35. The Bears, playing the Cougars for the first time since 2002, ended a four-game losing streak to Washington State, dating to 1998.

Greg Van Hoesen and Tim Mixon each made key interceptions late in the first half to help the Bears break open the game with 14 points in a 90-second span on the way to a 28-10 halftime lead.

Van Hoesen made his first career interception and ran it back 16 yards for a score. Then Mixon's 38-yard interception return on Brink's very next pass set up Ayooob's 3-yard TD pass to Chris Manderino.

Ayooob threw for 274 yards and four TDs and tailback Marshawn Lynch scored on a season-long 39-yard run on the way to a career-high 160-yard game. Justin Forsett added 111 yards on the ground for the Bears.

With kickoff at 7:15 p.m. local time, the WSU contest was only the second night game ever at Memorial Stadium.

Score by Quarters	1	2	3	4	OT	Score
Washington State	10	0	22	6	-	38
California	14	14	0	14	-	42

SCORING SUMMARY

First Quarter

WSU - Gibson 66 pass from Brink (Langley kick), 10:32

Cal - Lynch 39 run (Schneider kick), 6:19

WSU - Langley 22 FG, 3:07

Cal - Gray 22 pass from Ayooob (Schneider kick), 1:57

Second Quarter

Cal - Van Hoesen 16 interception return (Schneider kick), 2:34

Cal - Manderino 3 pass from Ayooob (Schneider kick), 1:04

Third Quarter

WSU - Hill 38 pass from Brink (Langley kick), 12:01

WSU - Hill 62 pass from Brink (Bienemann pass from Brink), 10:09

WSU - Hill 38 pass from Brink (Langley kick), 3:05

Fourth Quarter

WSU - Jordan 16 pass from Brink (kick blocked), 9:52

Cal - Cunningham 57 pass from Ayooob (Schneider kick), 5:19

Cal - TD, Hawkins 9 pass from Ayooob (Schneider kick), 1:50

TEAM STATISTICS

	WSU	CAL
First Downs	20	24
Rushes-Yards (Net)	38-178	48-274
Passing Yds (Net)	422	274
Passes Att-Comp-Int	38-17-2	35-19-2
Total Offense Plays-Yards	76-600	83-548
Fumble Returns-Yards	0-0	0-0
Punt Returns-Yards	2-7	3-25
Kickoff Returns-Yards	3-61	7-121
Interception Returns-Yards	2-9	2-54
Punts (Number-Avg)	6-42.2	6-40.8
Fumbles-Lost	0-0	1-1
Penalties-Yards	2-10	4-40
Possession Time	24:31	35:29
Third-Down Conversions	8 of 19	5 of 15
Fourth-Down Conversions	0 of 1	2 of 2
Red-Zone Scores-Chances	2-2	2-4
Sacks By: Number-Yards	3-17	4-23

INDIVIDUAL STATISTICS

Washington State

Rushing: Harrison, 26-162; Woolridge, 3-10; Bumpus, 1-5; Brink, 7-1; Davis, 1-0.

Passing: Brink, 17-38-2-422.

Receiving: Hill, 6-240; Gibson, 2-77; Jordan, 2-36; Bumpus, 2-33; Bienemann, 2-30; Harrison, 1-5; Boyd, 1-2; Martin, 1-minus 1.

Tackles: Davis, 8-11; Abdullah, 7-9; Dada, 7-8; Trent, 5-7; Teems, 3-7.

California

Rushing: Lynch, 25-160; Forsett, 12-111; Manderino, 3-7; Hawkins, 1-6; TEAM 1-minus 1; Ayooob, 6-minus 9.

Passing: Ayooob, 19-35-2-274.

Receiving: Hawkins, 8-71; Cunningham, 5-112; Gray, 2-40; Stevens, 1-24; Lynch, 1-12; DeSa, 1-12; Manderino, 1-3.

Tackles: Foltz, 8-8; McCleskey, 6-7; Bishop, 4-6; Lupoi, 3-5; DeCoud, 4-4; Mixon, 4-4; Hughes, 3-4; Mbogoku, 3-4; Tafisi, 2-3; Felder, 2-2; Follett, 2-2; Moye, 2-2; M. Malele, 1-2; Forsett, 1-1; Purtz, 1-1; Stevens, 1-1; H. Smith, 1-1; Ma'Alala, 1-1; Pimentel, 0-1.


* (AP/USA Today rankings)



2005 GAME SUMMARIES 9-10

No. 15/13* Oregon 27, No. 23/21* California 20 (overtime)

Nov. 5, 2005 • TV: ABC • Attendance: 58,309



GAME 9

EUGENE, Ore. - Brady Leaf tossed a 4-yard touchdown pass to James Finley in overtime to lead Oregon to a 27-20 victory over California on a cold, rainy Saturday afternoon in Eugene.

The Ducks played their first game without starter Kellen Clemens, who was lost for the season with a broken ankle. Dennis Dixon started, but it was Leaf who led the Ducks to the win in a game played in constant rain and unpredictable winds.

Cal had a chance to win in regulation, but Tom Schneider missed a rushed, 53-yard field goal attempt on the final play.

Marshawn Lynch ran for a career-high 189 yards on 25 carries, but it wasn't enough to carry the Bears. Joe Ayoob completed 10-of-26 passes for 88 yards. He was intercepted three times.

Dixon hit Demetrius Williams with a 23-yard touchdown pass midway through the first quarter to give the Ducks a 7-0 lead. Cal evened it up after Thomas DeCoud blocked an Oregon punt to set the Bears up on the 1-yard-line. Lynch scored one play later. After Paul Martinez put Oregon back out in front with a 29-yard field goal, Schneider made a 21-yard field goal with 44 seconds in half to tie it at 10.

Martinez, who missed a 37-yard attempt in the first half in wet and windy conditions, hit a 49-yard field goal to cap the first series of the second half.

After Ayoob fumbled and Oregon recovered on the Cal 18, Terrence Whitehead ran it in on the next play to make it 20-10. Schneider's 45-yard field goal narrowed it again for Cal, before Lynch broke away with a 52-yard touchdown run to tie it at 20.

Score by Quarters	1	2	3	4	OT	Score
California	7	3	10	0	0	20
Oregon	7	3	10	0	7	27

SCORING SUMMARY

First Quarter

Ore - Williams 23 pass from Dixon (Martinez kick), 5:54

Cal - Lynch 1 run (Schneider kick), 1:54

Second Quarter

Ore - Martinez 29 FG, 13:12

Cal - Schneider 21 FG, 0:44

Third Quarter

Ore - Martinez 49 FG, 11:42

Ore - Whitehead 18 run (Martinez kick), 10:48

Cal - Schneider 45 FG, 3:31

Cal - Lynch 52 run, 00:49

Overtime

Ore - Finley 4 pass from Leaf (Martinez kick)

TEAM STATISTICS

	CAL	ORE
First Downs	14	19
Rushes-Yards (Net)	39-213	37-143
Passing Yds (Net)	88	232
Passes Att-Comp-Int	26-10-3	39-24-1
Total Offense Plays-Yards	65-301	76-375
Fumble Returns-Yards	0-0	0-0
Punt Returns-Yards	4-82	3-21
Kickoff Returns-Yards	3-73	4-73
Interception Returns-Yards	1-22	3-0
Punts (Number-Avg)	6-42.0	8-32.6
Fumbles-Lost	3-1	0-0
Penalties-Yards	5-40	6-40
Possession Time	30:07	29:53
Third-Down Conversions	2 of 13	6 of 18
Fourth-Down Conversions	0 of 1	0 of 0
Red-Zone Scores-Chances	2-2	4-5
Sacks By: Number-Yards	2-12	3-15

INDIVIDUAL STATISTICS

California

Rushing: Lynch, 25-189; Forsett, 6-32; Ayoob, 8-minus 8.

Passing: Ayoob, 10-26-3-88.

Receiving: Lynch, 3-13; Jordan, 2-25; Manderino, 2-22; Stevens, 1-15; Hawkins, 1-8; Forsett, 1-5.

Tackles: Bishop 4-9; McCleskey 5-8; Tafisi 5-7; H. Smith 5-6; Hughes 3-5; Pimentel 4-4; Foltz 3-4; Follett 2-4; Mebane 1-4; W. Williams 1-4; Lupoi 3-3; Mixon 3-3; Mbokogu 2-3; Moye 1-3; DeCoud 1-1; Purtz 1-1; Van Hoesen 1-1; Hampton 1-1; M. Malele 0-1; Ma' Afala 0-1; Ta'ufo'ou 0-1.

Oregon

Rushing: Whitehead, 20-119; Stewart, 5-16; Dixon, 8-8; Weatherspoon, 1-6; Finley, 1-0; Williams, D. 1-minus 1; Leaf, 1-minus 5.


Passing: Dixon, 15-26-1-139; Leaf, 9-13-0-93.

Receiving: Whitehead, 8-72; Finley, 6-47; Williams, D. 3-46; Day, 3-22; Colvin, 2-28; Williams, 1-11; Strong, 1-6.


Tackles: Ngata 4-11; Phillips 4-9; Trucks 4-7; Nelson 3-6; Chung 2-5.

No. 1/1* USC 35, California 10

Nov. 12, 2005 • TV: ABC • Attendance: 72,981



GAME 10



BERKELEY - Matt Leinart passed for 246 yards and ran for two touchdowns, and LenDale White ran for three more scores in No. 1 USC's 22nd straight Pac-10 victory, a 35-10 win over California in Memorial Stadium.

With the victory, the Trojans tied Cal's 1947-50 record for consecutive conference wins. USC hasn't lost a league game since a 34-31 defeat in Berkeley in 2003.

The USC defense intercepted Bears QB Joe Ayoob four times and kept Cal out of the end zone until 1:34 remained.

The Trojans picked off Ayoob's first pass of the game near mid-field and turned it into seven points, marching 47 yards in nine plays. White capped off the drive with a one-yard dive into the end zone.

The Bears responded by going 40 yards to the USC 28-yard-line. But Cal stalled there, and Tom Schneider came in to boot a 45-yard field goal, narrowing the gap to 7-3.

The Trojans got back into the scoring column with a pair of TDs in the second quarter, with Leinart rushing for both scores. He finished an 11-play, 70-yard drive by scrambling into the end zone from six yards out with 8:33 left in the half. With a 44-yard pass to Dwayne Jarrett keying the next drive, Leinart rushed three yards for another score with 3:01 remaining in the half.

USC made the score 28-3 early in the third quarter, going 80 yards in seven plays. White scored his second TD on a six-yard run up the middle.

Cal drove into Trojan territory the next time it had the ball, but Schneider's 41-yard field goal attempt sailed just wide right.

Steve Levy quarterbacked in the fourth quarter and finished the day 4-for-4 for 34 yards. In Cal's final possession, he guided the Bears 51 yards on six plays, which included his own 19-yard run to the USC 1. Fullback Chris Manderino punched it over from there for the final 35-10 score.

Score by Quarters	1	2	3	4	OT	Score
USC	7	14	7	7	-	35
California	3	0	0	7	-	10

SCORING SUMMARY

First Quarter

USC - White 1 run (Danelo kick), 7:15

Cal - Schneider 45 FG, 3:10

Second Quarter

USC - Leinart 6 run (Danelo kick), 8:33

USC - Leinart 3 run (Danelo kick), 3:01

Third Quarter

USC - White 6 run (Danelo kick), 11:39

Fourth Quarter

USC - White 2 run (Danelo kick), 7:43

Cal - Manderino 1 run (Schneider kick), 1:34

TEAM STATISTICS

	USC	CAL
First Downs	26	17
Rushes-Yards (Net)	47-188	31-167
Passing Yds (Net)	246	132
Passes Att-Comp-Int	32-20-1	23-13-4
Total Offense Plays-Yards	79-434	54-299
Fumble Returns-Yards	0-0	0-0
Punt Returns-Yards	0-0	1-8
Kickoff Returns-Yards	0-0	4-91
Interception Returns-Yards	4-12	1-32
Punts (Number-Avg)	4-35.5	3-46.7
Fumbles-Lost	1-0	3-2
Penalties-Yards	8-90	7-58
Possession Time	36:03	23:57
Third-Down Conversions	8 of 14	1 of 8
Fourth-Down Conversions	0 of 1	0 of 1
Red-Zone Scores-Chances	5-5	1-2
Sacks By: Number-Yards	1-8	2-14

INDIVIDUAL STATISTICS

USC

Rushing: White, 16-90; Bush, 17-82; Kirtman, 2-14; McFoy, 1-11; Leinart, 6-2; Hancock, 2-0; Jarrett, 1-minus 1; Woodert, 1-minus 2; Booty, 1-minus 8.

Passing: Leinart, 20-32-1-246; Booty, 0-0-0-0.

Receiving: Jarrett, 5-69; Smith, 5-36; White, 3-61; Turner, 2-29; Kirtman, 1-17; Davis, 1-16; McFoy, 1-9; Byrd, 1-5; Bush, 1-4.

Tackles: Cushing 7-7; Mauluga 6-6; Rivers 6-6; Ramsey 3-3; Bing 3-3.

California

Rushing: Lynch, 13-87; Levy, 2-36; Manderino, 3-14; Forsett, 5-13; T. Williams, 1-7; Jackson, 1-6; Ayoob, 6-4.

Passing: Ayoob, 9-19-4-98; Levy, 4-4-0-34.

Receiving: Stevens, 3-26; Manderino, 2-37; Lynch, 2-26; Jordan, 2-12; Hawkins, 2-7; Beegun, 1-15; Jackson, 1-9.

Tackles: Bishop 11-12; Hughes 7-10; H. Smith 7-9; Foltz 6-6; McCleskey 6-6; Pimentel 3-5; Mixon 3-4; Mbokogu 2-3; W. Williams 2-2; Ma' Afala 2-2; Van Hoesen 2-2; Follett 2-2; Tafisi 1-2; Felder 1-1; Merz 1-1; Lynch 1-1; M. Malele 1-1.

* (AP/USA Today rankings)





2005 GAME SUMMARIES 11-12

California 27, Stanford 3

Nov. 19, 2005 • TV: ABC • Attendance: 71,743



PALO ALTO - Marshawn Lynch ran for 123 yards and a touchdown, and first-time starter Steve Levy passed for 125 yards and another score in California's fourth straight victory over Stanford, 27-3 in the 108th Big Game.

Sophomore Justin Forsett ran for a 21-yard score. Tailback Terrell Williams threw for one TD, and Cal held the Cardinal without a touchdown for the second straight season. Cal's inspired defense sacked Stanford's two quarterbacks nine times (minus-70 yards) in another one-sided edition of Northern California's biggest college rivalry.

Levy finished 10-for-18 with one interception and hit freshman DeSean Jackson with a 56-yard TD pass on Cal's second possession.

The California defense limited Stanford to 16 yards rushing and 244 yards of total offense. Eleven different Cal defenders were credited with a tackle for loss. Junior linebacker Mickey Pimentel was credited with five tackles, including 3.5 tackles for loss (-27 yards) and 2.5 quarterback sacks on his way to Pac-10 defensive player of the week honors. He also forced a fumble.

Stanford's T.C. Ostrander passed for 143 yards after relieving injured Stanford starter Trent Edwards, but both quarterbacks took poundings from Cal's dominant defense.

Jeff Tedford is unbeaten in the Big Game since taking over at Cal, becoming the first Bears coach to start the rivalry 4-0 since 1921. Cal has outscored Stanford 126-32 since 2002, and the Bears have won four straight Big Games for the first time since 1939.

Lynch cleared the 1,000-yard mark against Stanford and has 1,052 yards on the season. Forsett finished the regular season with 962 yards.

Score by Quarters	1	2	3	4	OT	Score
California	6	0	7	14	-	27
Stanford	0	3	0	0	-	3

SCORING SUMMARY

First Quarter

Cal - Jackson 56 pass from Levy (kick blocked), 9:05

Second Quarter

Stan - Sgroi 37 FG, 9:54

Third Quarter

Cal - Forsett 21 run (Schneider kick), 9:33

Fourth Quarter

Cal - Lynch 3 run (Schneider kick), 7:14

Cal - Stevens 14 pass from Williams, T. (Schneider kick), 3:31

TEAM STATISTICS

	CAL	STAN
First Downs	19	18
Rushes-Yards (Net)	43-226	37-16
Passing Yds (Net)	139	228
Passes Att-Comp-Int	19-11-1	37-24-0
Total Offense Plays-Yards	62-365	74-244
Fumble Returns-Yards	0-0	0-0
Punt Returns-Yards	4-9	3-8
Kickoff Returns-Yards	0-0	5-82
Interception Returns-Yards	0-0	1-2
Punts (Number-Avg)	6-45.2	8-40.2
Fumbles-Lost	1-0	3-1
Penalties-Yards	1-5	2-30
Possession Time	27:47	32:13
Third-Down Conversions	4 of 12	6 of 17
Fourth-Down Conversions	0 of 0	0 of 1
Red-Zone Scores-Chances	2-2	1-2
Sacks By: Number-Yards	9-70	2-14

INDIVIDUAL STATISTICS

California

Rushing: Lynch, 24-123; Forsett, 7-50; Levy, 8-36; T. Williams, 2-9; Storer, 1-6; Jackson, 1-2.

Passing: Levy, 10-18-1-125; T. Williams, 1-1-0-14.

Receiving: Jordan, 3-28; Jackson, 2-65; Stevens, 2-40; Hawkins, 2-5; Lynch, 2-1.

Tackles: H. Smith 8-8; Hughes 6-7; McCleskey, 5-7; Bishop, 3-6; Mbokogu, 4-5; Hampton, 3-5; Pimentel, 2-5; Mixon, 4-4; Felder, 4-4; Mebane, 2-4; W. Williams, 4; Van Hoesen, 2-3; Storer, 2-2; Tafisi, 1-2; Kane, 1-2; Ma'Afala, 1-2; Stevens, 1-1; Follett, 1-1; Bundy, 1-1; Foltz, 1-1; O'Keith, 0-1; Purtz, 0-1.

Stanford

Rushing: Lemon, 8-22; Frank, 4-16; Evans, 5-15; Kimble, 1-2; Edwards, 12-minus 3; Ostrander, 7-minus 36.

Passing: Ostrander, 15-23-0-152; Edwards, 9-14-0-76.


Receiving: Crochet, 7-86; Lemon, 5-minus 1; Traverso, 4-55; Bradford, 3-54; McCutcheon, 2-27; Danahy, 1-10; Frank, 1-minus 1; Evans, 1-minus 2.

Tackles: Schimmelpfennig, 3-7; Sanchez, 5-6; Hooper, 4-6; Alston, 5-5; Okwo, 4-4.

Pioneer PureVision Las Vegas Bowl

California 35, BYU 28

Dec. 22, 2005 • TV: ESPN • Attendance: 40,053



LAS VEGAS - Sophomore running back Marshawn Lynch rushed for career highs of 194 yards and three touchdowns to win the MVP award and DeSean Jackson caught two scoring passes before Cal's defense held off Brigham Young in the Golden Bears' 35-28 victory in the 2005 Pioneer PureVision Las Vegas Bowl.

Junior Steve Levy passed for 228 yards in his second career start for the Bears (8-4), who hung on against BYU in a high-octane game featuring 915 total yards.

Cal took a 21-point lead into the final quarter after Lynch's 35-yard scoring run and Jackson's exceptional 22-yard diving TD catch in the third. But BYU quarterback John Beck responded with scoring passes to Jonny Harline and Todd Watkins, whose 9-yard grab with 5:35 left cut Cal's lead to seven points.

The Bears missed a 50-yard field goal with 2:20 to play in the fourth, but the Cougars moved just seven yards before Beck's arm was hit by Cal lineman Phillip Mbakogu on the ensuing series. Daymeion Hughes intercepted the wobbling pass to seal the Bears' second bowl victory in three postseason trips under head coach Jeff Tedford.

The Bears' stars were the difference. Jackson scored on a 42-yard romp through the BYU secondary three seconds before halftime, while Lynch had scoring runs of three, 23 and 35 yards along with a handful of jaw-dropping second-effort rushes. His yards and touchdowns were Cal bowl records.

Score by Quarters	1	2	3	4	OT	Score
BYU	0	14	0	14	-	28
California	7	14	14	0	-	35

SCORING SUMMARY

First Quarter

CAL - Lynch 3 run (Schneider kick), 11:56

Second Quarter

BYU - Brown 19 pass from Beck (McLaughlin kick), 14:16

CAL - Lynch 23 run (Schneider kick), 12:00

BYU - Naufahu 3 run (McLaughlin kick), 0:38

CAL - Jackson 42 pass from Levy (Schneider kick), 0:03

Third Quarter

CAL - Lynch 35 run (Schneider kick), 10:47

CAL - Jackson 22 pass from Levy (Schneider kick), 3:48

Fourth Quarter

BYU - Harline 7 pass from Beck (McLaughlin kick), 14:14

BYU - Watkins 9 pass from Beck (McLaughlin kick), 5:35

TEAM STATISTICS

	BYU	CAL
First Downs	27	26
Rushes-Yards (NET)	27-94	43-241
Passing Yds (NET)	352	228
Passes Att-Comp-Int	53-35-2	23-16-0
Total Offense	80-446	66-469
Fumble Returns-Yards	0-0	0-0
Punt Returns-Yards	1-3	0-0
Kickoff Returns-Yards	1-24	3-85
Interception Returns-Yards	0-0	2-25
Punts (Number-Avg)	4-41.8	4-41.2
Fumbles-Lost	1-0	1-0
Penalties-Yards	12-103	9-85
Possession Time	33:07	26:53
Third-Down Conversions	6 of 14	5 of 11
Fourth-Down Conversions	3 of 3	0 of 0
Red-Zone Scores-Chances	4-4	1-1
Sacks By: Number-Yards	1-5	1-5

INDIVIDUAL STATISTICS

BYU

Rushing: Brown, 12-28; Tahi, 8-24.

Passing: Beck, 53-35-2-352.

Receiving: Meikle, 12-93; Harline, 7-73; Watkins, 5-93; Brown 5-45.

Tackles: Jensen 4-5; Luetterodt 4-4; Robinson 3-4; White, 3-5; Walkenhorst, 3-2.

California

Rushing: Lynch, 24-194; Forsett, 8-37; Jordan, 2-10; Manderino, 2-7.

Passing: Levy, 23-16-0-228.

Receiving: Jackson, 6-130; Jordan, 3-11; Beegun, 2-32; Lynch, 2-27.

Tackles: Smith, 8-5; McCleskey, 5-6; Mixon, 7-1; Bishop, 6-2; Pimentel, 4-3; Foltz, 3-1; Felder, 2-2; Follett, 2-1.